



STATUS 4

The **Status 4** offers luxury open plan living space. With vertical blinds at the front offering shade, the lounge features large sofa with two swivel chairs in sumptuous velvet fabric with scatter cushions as standard. Fitted furniture and coffee table

are in dark coloured oak-effect and the electric fire has a large mirror above.

The dining area includes a large freestanding circular table with four dining chairs.

For total peace of mind all our holiday homes and lodges come with a **COMPREHENSIVE WARRANTY**

See page 7 for further details



The **Status 4** kitchen is unique in the range with its curved breakfast bar which can be specified with 2 bar stools as an option. The kitchen is of a high specification incorporating high level oven, grill and microwave, 4-ring hob and integrated fridge/freezer.



The **Status 4** illustrated is the 38ft x 12ft 6in – 2 bedroom. The model shown has white windows and doors and is finished in champagne aluminium cladding. It also includes the option of front French doors.

Note: Deluxe bedding set, lounge scatters, TV and interior accessories are for display purposes only. Breakfast bar stools are an optional extra.

The **Status 4** has a truly luxurious master bedroom continuing the theme set in the lounge area. The 2-bed model includes a kingsize lift up bed for additional storage and is complemented by a plush velvet headboard. There is a large built in dressing table with stool and circular mirror above.

Ample storage space is provided with the built-in wardrobes and drawers beneath, overbed storage and bedside tables. All furniture is in a dark oak-effect with contrasting doors and drawer fronts.





Available in 2 and 3-bed layouts, the twin bedrooms in the **Status 4** feature single beds, wardrobes and drawers.

The 2-bed model has an ensuite with full size bath, stylish concertina shower screen, wash basin, WC and extractor fan.



The **Status 4** main bathroom has a large shower cubicle and WC and also features a vanity unit with modern surface mounted basin, mixer tap and wall mounted mirror.

The **Status 4** really does exude sophistication throughout.



A holiday home gets you closer to nature and gives you plenty of chance to get out and explore. Plus you'll keep fit at the same time!



Model illustrated 38ft x 12ft – 2 bed

A Lounge with freestanding sofa, two swivel chairs and contemporary electric fire.

B Kitchen with feature breakfast bar, oven, grill, 4-ring hob, extractor hood and integrated fridge/freezer and microwave.

C Twin Bedroom with two single beds with fabric wall mounted headboards and fitted wardrobe.

D Master Bedroom kingsize bed (2-bed model), built in dressing table and stool, wardrobes and overbed storage.

E Dining Area with freestanding dining table and 4 upholstered dining chairs.

F Ensuite with full size bath, wash basin, bath screen and extractor fan.

G Master Bathroom with shower, vanity unit, countertop wash basin, WC and extractor fan.



STANDARD FEATURES

Lounge

Freestanding suite (with pull out bed)	<input checked="" type="checkbox"/>
Two swivel chairs	<input checked="" type="checkbox"/>
Lounge scatter cushions	<input checked="" type="checkbox"/>
Vertical blinds to front aspect	<input checked="" type="checkbox"/>
Coffee table	<input checked="" type="checkbox"/>
Feature electric fire	<input checked="" type="checkbox"/>

Kitchen

Integrated fridge freezer	<input checked="" type="checkbox"/>
Integrated microwave	<input checked="" type="checkbox"/>
High level electric oven and grill	<input checked="" type="checkbox"/>
4-ring hob with electric extractor hood	<input checked="" type="checkbox"/>
Soft-close hinges on doors	<input checked="" type="checkbox"/>
Island unit	<input checked="" type="checkbox"/>

Dining Area

Freestanding circular table and chairs	<input checked="" type="checkbox"/>
--	-------------------------------------

Bathroom(s)

Ensuite bathroom (2 bedroom model)	<input checked="" type="checkbox"/>
Extractor fan to main bathroom	<input checked="" type="checkbox"/>

Master Bedroom

Overbed reading lights	<input checked="" type="checkbox"/>
TV point	<input checked="" type="checkbox"/>
Lift-up storage double bed	<input checked="" type="checkbox"/>
Soft-close hinges on doors	<input checked="" type="checkbox"/>

Throughout

Low energy lighting	<input checked="" type="checkbox"/>
Socket with USB port	<input checked="" type="checkbox"/>

POPULAR OPTIONS

Winter warm pack	<input type="checkbox"/>
Ultrawarm insulation	<input type="checkbox"/>
Front French doors	<input type="checkbox"/>
Side French doors	<input type="checkbox"/>
Fully galvanised chassis	<input type="checkbox"/>
Pre galvanised chassis	<input type="checkbox"/>
Upgrade to graphite windows	<input type="checkbox"/>
Environmental colours	<input type="checkbox"/>
Environmental colours complete with graphite windows & doors	<input type="checkbox"/>
Rigid PVC cladding white windows	<input type="checkbox"/>
Rigid PVC cladding colour windows	<input type="checkbox"/>
Canexel cladding white windows	<input type="checkbox"/>
Canexel cladding coloured windows	<input type="checkbox"/>
Timber cladding oak windows	<input type="checkbox"/>
Integrated dishwasher*	<input type="checkbox"/>
Integrated washer/dryer*	<input type="checkbox"/>
Integrated washing machine*	<input type="checkbox"/>
2 x kitchen bar stools	<input type="checkbox"/>
Lounge footstool	<input type="checkbox"/>
Wall mounted TV point in lounge	<input type="checkbox"/>
Plinth heaters & heated towel rails	<input type="checkbox"/>
Gazunder twin bed	<input type="checkbox"/>
TV point to twin bedroom	<input type="checkbox"/>
Standard bedding set	<input type="checkbox"/>
Deluxe bedding set	<input type="checkbox"/>
Shower over bath	<input type="checkbox"/>
Shower cubicle in lieu of bath	<input type="checkbox"/>

*Only 1 full size appliance per model

WINTER WARM PACK

to include

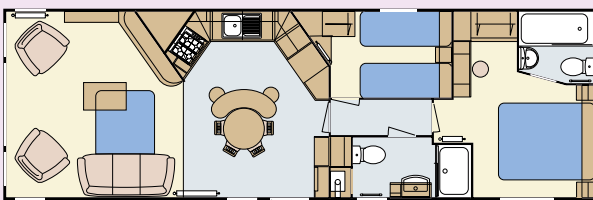
Central heating	<input type="checkbox"/>
Double glazing	<input type="checkbox"/>
Extra insulation	<input type="checkbox"/>

Please take a moment to choose which options you would like to be included in your new Atlas Status.

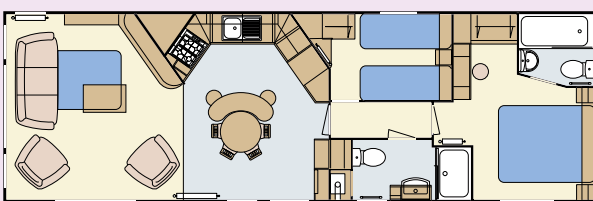
You can tick the appropriate box, which will help you specify your new holiday home.

Please see the matrix on page 66 for a comprehensive list of options.

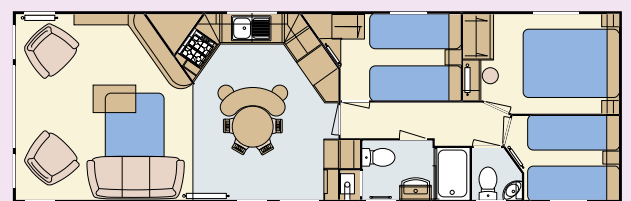
FLOOR PLANS



38 x 12 - 2 bedroom/6 berth



38 x 12 - 3 bedroom/8 berth SFD



39 x 12 - 3 bedroom/8 berth