



SHERWOOD LODGE 7

The **Sherwood Lodge 7** is all about bright modern colours. The lounge features two full height windows next to the front sliding patio doors which let natural light flood in. This creates an inviting space to relax on the 2 & 3 seater freestanding

sofas. This airy lounge area is finished with a coffee table and feature electric fire.

The dining area in the **Sherwood Lodge 7** has a freestanding table and 4 chairs – perfect for enjoying family meals.

For total peace of mind all our holiday homes and lodges come with a **COMPREHENSIVE WARRANTY**

See page 7 for further details



The **Sherwood Lodge 7** has a fully fitted kitchen in striking grey with black composite sink and matching mixer tap. A gas hob and extractor hood, high level built-in oven and microwave complete this impressive space. You can even specify an optional pull-out larder unit.



The **Sherwood Lodge 7** illustrated is the 41ft x 13ft – 2 bedrooms. The model shown has windows and doors finished in graphite grey.

Note: Deluxe bedding set, lounge scatters, TV and interior accessories are for display purposes only.



The **Sherwood Lodge 7** master bedroom is truly luxurious with its king size bed, modern grey furniture, built-in wardrobe, dressing table and dresser chair. All models feature an ensuite shower complete with built-in wash basin, WC and extractor fan.





The second bedroom in all models of the **Sherwood Lodge 7** features large 3ft beds and plenty of wardrobe space.

The main bathroom which is also an ensuite to the second bedroom features a full size bath with shower over bath, wet wall and bath screen. A stunning countertop basin, WC and extractor fan complete this stylish bathroom.



The **Sherwood Lodge 7** is the perfect lodge for the whole family and the perfect place to relax and leave the stresses of modern life behind.



With lots of great facilities at holiday parks around the country, you and your family will never be short of things to do.





Model illustrated 41ft x 13ft – 2 bed

- A Lounge** features 2 full height windows and sliding patio doors, 2 & 3 seater sofas, coffee table and electric fire. An optional TV unit is available.
- B Kitchen** with gas hob and extractor hood, high level built-in electric oven and microwave, black composite sink with matching mixer tap.
- C Dining Area** has a freestanding table and 4 chairs.
- D Twin Bedroom** features 3ft single beds, bedside cabinet and wardrobe with hanging and drawer storage.
- E Main Bathroom** features a full size bath with optional shower over bath, wet wall and bath screen, countertop basin, WC and extractor fan. Also accessible from twin bedroom.
- F Master Bedroom** with king size bed grey furniture, built-in wardrobe, dressing table and dresser chair.
- G Ensuite** complete with shower cubicle, built-in wash basin, WC and extractor fan.



STANDARD FEATURES

Residential Standard

BS3632:2015 Residential Standard

Lounge

Freestanding 3-seater suite (with pull out bed)

Freestanding 2-seater suite

Feature radiator

Kitchen

High level electric oven

5 burner hob with electric extractor hood

Integrated 70/30 fridge/freezer

Integrated microwave

Dining Area

Freestanding dining table and chairs

Bathroom(s)

Extractor fan to main bathroom & ensuite

Ensuite to second bedroom with bath, WC and sink

Fakro rooflight in main bathroom

Master Bedroom

Kingsize bed

Chevron design wood effect wall panel

Bedroom(s)

3ft' single beds

Chevron design wood effect wall panel

Throughout

Central heating

Low energy lighting

Sockets with USB port

Exterior

Pre-galvanised chassis

PVC double glazing

Rigid PVC exterior finish

Front sliding patio doors

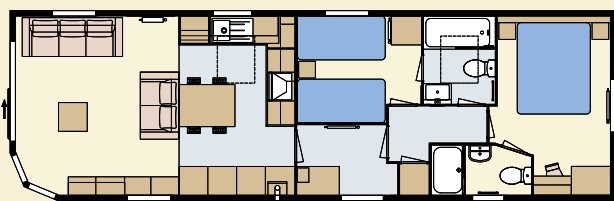
Exterior light

POPULAR OPTIONS

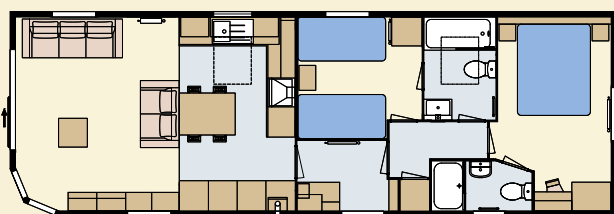
Fully galvanised chassis	<input type="checkbox"/>
Upgrade to graphite windows	<input type="checkbox"/>
Environmental colours	<input type="checkbox"/>
Environmental colours complete with graphite windows & doors	<input type="checkbox"/>
Canoxel cladding white windows	<input type="checkbox"/>
Canoxel cladding coloured windows	<input type="checkbox"/>
Timber cladding oak windows	<input type="checkbox"/>
Fakro rooflight in kitchen	<input type="checkbox"/>
Integrated washer/dryer*	<input type="checkbox"/>
Integrated washing machine*	<input type="checkbox"/>
Integrated full size dishwasher*	<input type="checkbox"/>
Freestanding washing machine in entrance room*	<input type="checkbox"/>
Freestanding washer/dryer in entrance room*	<input type="checkbox"/>
Integrated 7 bottle wine cooler	<input type="checkbox"/>
Wall mounted TV point in lounge	<input type="checkbox"/>
Lounge footstool	<input type="checkbox"/>
Kingsize lift up bed to master bedroom	<input type="checkbox"/>
TV point to all bedrooms	<input type="checkbox"/>
Standard bedding set	<input type="checkbox"/>
Deluxe bedding set	<input type="checkbox"/>
Shower over bath	<input type="checkbox"/>
Shower cubicle in lieu of bath	<input type="checkbox"/>

**Only 2 full size appliances per model (1 fitted to entrance hall)*

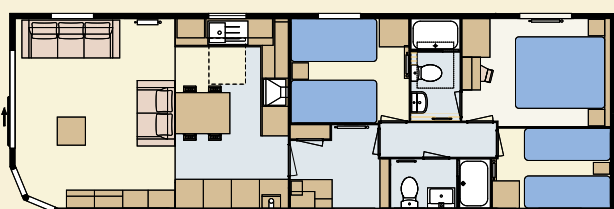
FLOOR PLANS



41 x 13 – 2 bedroom/4 berth



41 x 14 – 2 bedroom/4 berth



42 x 14 – 3 bedroom/6 berth

Please take a moment to choose which options you would like to be included in your new Sherwood Lodge.

You can tick the appropriate box, which will help you specify your new holiday home.

Please see the matrix on page 52 for a comprehensive list of options.