



SAHARA 2

The signature feature of the **Sahara 2** is the textured wood finish with pewter fleck throughout. The lounge area has soft L-shaped seating with separate cushions, a striking TV cabinet with housing for the optional modern electric fire and ample drawer, cupboard and shelf storage.

The dining area has a freestanding table and 4 chairs with feature dinette lighting above. There is useful seating at the entrance with coat hooks above.

For total peace of mind all our holiday homes and lodges come with a **COMPREHENSIVE WARRANTY**

See page 7 for further details



The **Sahara 2** kitchen features modern grey door fronts with a black composite sink and matching tap. The integrated electric oven with stainless steel gas hob has an extractor above. The kitchen is also equipped with 70/30 fridge freezer and space for microwave.



The **Sahara 2** illustrated is the 38 x 12 – 2 bed. Finished in châteaux grey aluminium cladding, the model shown has white PVC windows and door and the option of front sliding patio doors.

Note: Deluxe bedding set, lounge scatters, TV and interior accessories are for display purposes only.



A large master bedroom with ensuite features in the **Sahara 2**. The kingsize bed with upholstered wall mounted headboard has fitted bedside cabinets either side and a dressing table with circular mirror above is twinned with a cube-style stool.





The twin bedrooms in the **Sahara 2** are very spacious with twin single beds. Wall mounted headboards, fitted wardrobes and centre bedside cabinet are also included as standard.

The master bathroom features a shower cubicle with WC and extractor fan along with a large vanity unit with ample storage and modern countertop wash basin.

The ensuite bathroom to the master bedroom has washbasin and WC with useful full height storage cabinet in the 36ft and 38ft models.



The Sahara is a great holiday home for the whole family. Kids will love a trip away with lots of room outside for a kick about..



Model illustrated 38ft x 12ft – 2 bed

A Lounge with wrap around sofa with separate cushions, TV cabinet, drawer and cupboard space all in textured wood finish with pewter fleck.

B Dining Area with modern freestanding dining table and 4 chairs and feature dinette lighting above.

C Kitchen with integrated oven, 4 ring hob and extractor, 70/30 fridge/freezer and black composite sink and matching mixer tap.

D Entrance Area features useful seating next to the external door with storage and coat hooks above.

E Twin Bedroom with 3ft single beds wardrobe and stylish wall lights.

F Master Bedroom with kingsize bed and upholstered wall mounted headboard and two bedside cabinets, dressing table and cube-style stool and fitted wardrobe.

G Ensuite with wash basin and WC.

H Main Bathroom with countertop basin, shower, WC and extractor fan.



STANDARD FEATURES

Lounge

| | |
|---------------------------------------------|---|
| L-shaped lounge seating (with pull out bed) | ✓ |
| Lounge scatter cushions | ✓ |
| Sockets with USB port | ✓ |
| Feature TV unit & fireplace | ✓ |

Kitchen

| | |
|-----------------------------------------------|---|
| Feature entrance seating with coat hooks | ✓ |
| Integrated electric oven and grill | ✓ |
| 4 ring gas hob with electric extractor hood | ✓ |
| Integrated 70/30 fridge/freezer | ✓ |
| Space for microwave | ✓ |
| Black composite 1 bowl sink with matching tap | ✓ |
| Sockets with USB port | ✓ |

Dining Area

| | |
|--------------------------------------|---|
| Freestanding dining table and chairs | ✓ |
| Feature dinette lighting | ✓ |

Bathroom(s)

| | |
|--------------------------------|---|
| Extractor fan in main bathroom | ✓ |
|--------------------------------|---|

Master Bedroom

| | |
|------------------------|---|
| Wall mounted headboard | ✓ |
| Feature wall lights | ✓ |

Throughout

| | |
|-----------------------------------------------------------|---|
| Low energy lighting | ✓ |
| Feature textured wood finish throughout with pewter fleck | ✓ |
| Voiles throughout | ✓ |

Exterior

| | |
|-------------------------------------------|---|
| Châteaux grey aluminium exterior cladding | ✓ |
| Exterior light | ✓ |

POPULAR OPTIONS

| | |
|--------------------------------------------------------------|--|
| Winter warm pack | |
| Ultrawarm insulation | |
| Front sliding doors | |
| Fully galvanised chassis | |
| Pre galvanised chassis | |
| Upgrade to graphite windows | |
| Environmental colours | |
| Environmental colours complete with graphite windows & doors | |
| Rigid PVC cladding white windows | |
| Rigid PVC cladding colour windows | |
| Canexel cladding white windows | |
| Canexel cladding coloured windows | |
| Timber cladding oak windows | |
| Integrated microwave | |
| Integrated dishwasher* | |
| Integrated washer/dryer* | |
| Integrated washing machine* | |

| | |
|-------------------------------------|--|
| Add electric fire to lounge | |
| Lounge footstool | |
| Coffee table | |
| Lounge scatter cushions | |
| Wall mounted tv point in lounge | |
| Plinth heaters & heated towel rails | |
| Lift up double bed (gas strut) base | |
| Gazunder twin bed | |
| TV points & co-ax to bedrooms | |
| Standard bedding set | |
| Deluxe bedding set | |

*Only 1 full size appliance per model

WINTER WARM PACK

to include

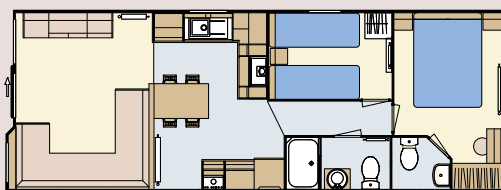
| | |
|------------------|--|
| Central heating | |
| Double glazing | |
| Extra insulation | |

Please take a moment to choose which options you would like to be included in your new Atlas Sahara.

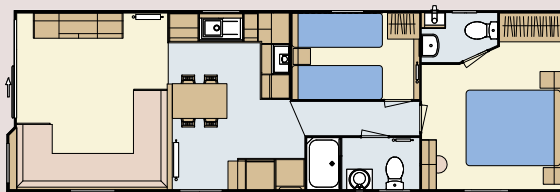
You can tick the appropriate box, which will help you specify your new holiday home.

Please see the matrix on page 66 for a comprehensive list of options.

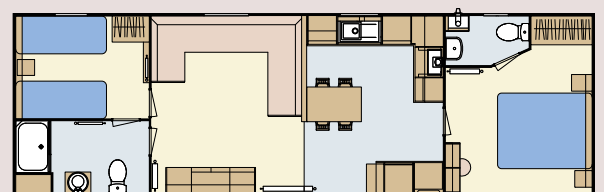
FLOOR PLANS



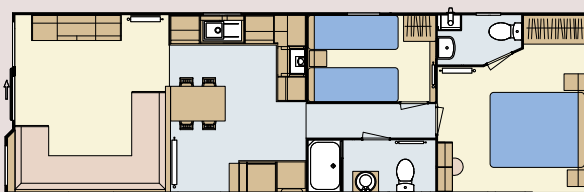
32 x 12 - 2 bedroom/6 berth



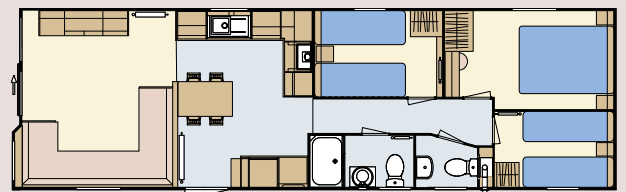
36 x 12 - 2 bedroom/6 berth



38 x 12 - 2 bedroom/6 berth centre lounge



38 x 12 - 2 bedroom/6 berth



39 x 12 - 3 bedroom/8 berth