



Rosedale 39 x 12 - 2
optional French doors

ROSEDALE

New for 2019. Designed to evoke a traditional country cottage, this sophisticated and elegant Holiday Home creates a contemporary, yet cosy living space. With its intelligent use of space and the clear division of living areas Rosedale makes a superior choice for the discerning buyer.

In the living area, full-length windows and homely fabrics are complemented by sumptuous domestic quality seating, creating a warm and welcoming space you won't want to leave. The separate and generously equipped kitchen with feature flooring, under-counter fridge and freezer along with the combination integrated microwave give all the home from home comforts you'd expect at this position of the range.

Step inside the bedrooms and you'll find practical storage, sumptuous styling and our very own supremely comfortable mattresses.

PLANS, FEATURES AND OPTIONS CAN BE FOUND FROM PAGE 32



STRUCTURAL
THERMAL RATING



Rating is based on 39 x 12 - 2
when fitted with optional
Ultra Warm Plus - For more
information see page 5



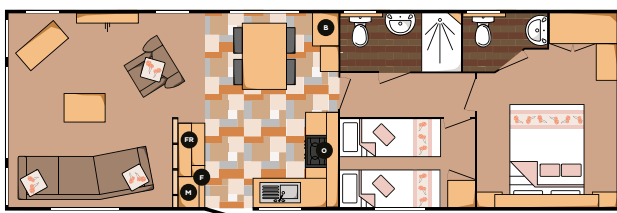
With optional dish washer





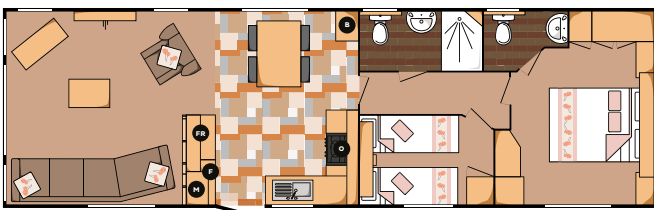
wn with optional stone plastic cladding and grey windows

ROSEDALE



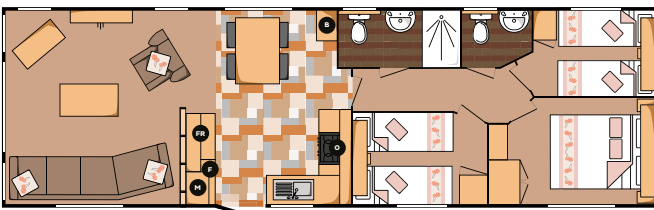
ROSEDALE 36 X 12 - 2 BEDROOM

Bed sizes: Double 1905mm x 1525mm & 2 x Single 1830mm x 685mm



ROSEDALE 39 X 12 - 2 BEDROOM

Bed sizes: Double 1905mm x 1525mm & 2 x Single 1830mm x 685mm



ROSEDALE 39 X 12 - 3 BEDROOM

Bed sizes: Double 1905mm x 1370mm, 2 x Single 1830mm x 685mm
& 2 x Single 1830mm x 610mm